

22/2019 - 1 February 2019

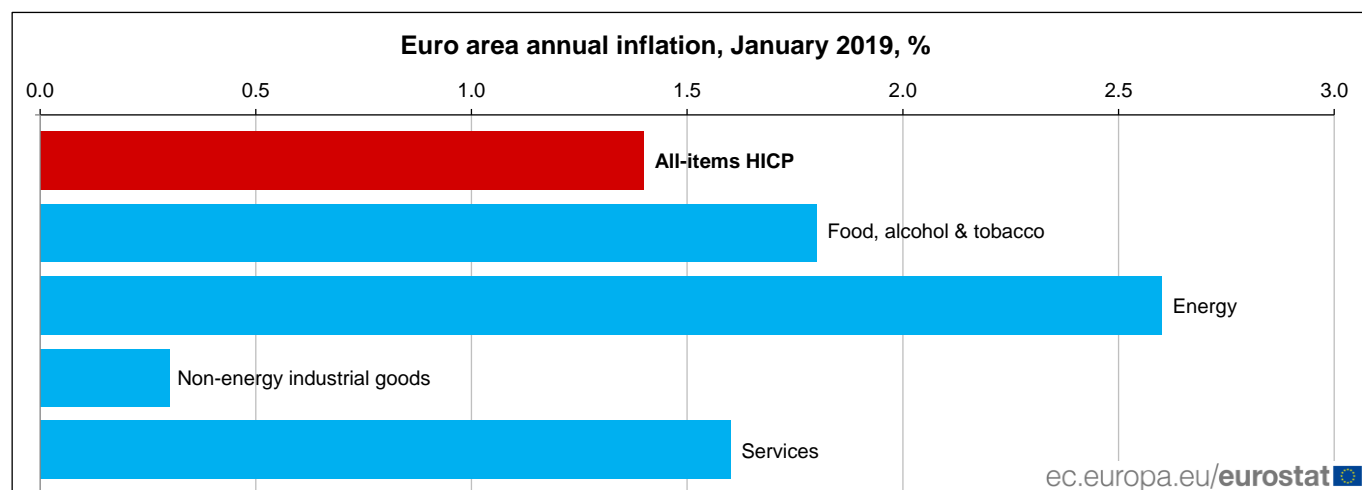
With this release, Eurostat starts publishing HICP special aggregates compiled from more detailed input data. Moreover, inflation rates are calculated using data that include a methodological change for the package holidays index for Germany. The release covers the inflation rates for January 2019 only. Eurostat will publish the respective indices and revised back data with the regular January HICP release on 22 February 2019. Further information on the change can be found [here](#).

Flash estimate – January 2019

Euro area annual inflation expected to be 1.4%

Euro area annual inflation is expected to be 1.4% in January 2019 according to a flash estimate from **Eurostat**, the statistical office of the European Union.

Looking at the main components of euro area inflation, energy is expected to have the highest annual rate in January (2.6%), followed by food, alcohol & tobacco (1.8%), services (1.6%) and non-energy industrial goods (0.3%).

**Euro area annual inflation and its components, %**

	Weight (%) 2019	Jan 2019
All-items HICP	1000.0	1.4e
All-items excluding:		
> energy	898.6e	1.2e
> energy, unprocessed food	853.9e	1.2e
> energy, food, alcohol & tobacco	708.5e	1.1e
Food, alcohol & tobacco	190.1e	1.8e
> processed food, alcohol & tobacco	145.4e	1.8e
> unprocessed food	44.7e	1.7e
Energy	101.4e	2.6e
Non-energy industrial goods	263.8e	0.3e
Services	444.7e	1.6e

e = estimate

Geographical information

The **euro area** consists of Belgium, Germany, Estonia, Ireland, Greece, Spain, France, Italy, Cyprus, Latvia, Lithuania, Luxembourg, Malta, the Netherlands, Austria, Portugal, Slovenia, Slovakia and Finland.

The euro area data refer to the country composition at a specific point in time. New Member States are integrated into the aggregate using a chain index formula.

Methods and definitions

Annual inflation is the change of the price level between the current month and the same month of the previous year.

Revisions and timetable

The euro area inflation flash estimate is issued at the end of each reference month.

The complete set of harmonised indices of consumer prices (HICP) for the euro area, EU and Member States is released around the middle of the month following the reference month. The next release with full data for January 2019 is scheduled for 22 February 2019.

For more information

Eurostat [website section](#) on inflation

Eurostat [database section](#) on inflation

Eurostat [metadata](#) on inflation

Eurostat €-indicators [release calendar](#)

Issued by **Eurostat Press Office**


Romina BRONDINO
Tel: +352-4301-33 444
eurostat-pressoffice@ec.europa.eu

For further information on data:


Svetoslava PAVLOVA
Tel: +352-4301-34 406

Lenka VALENTA
Tel: +352-4301-33 176
estat-hicp@ec.europa.eu

 [EurostatStatistics](#)

 ec.europa.eu/eurostat/

 [@EU_Eurostat](#)

 **Media requests:** Eurostat media support / Tel: +352-4301-33 408 / eurostat-mediasupport@ec.europa.eu